

This information is for promotional purposes only. Space considerations may require information to be omitted.
Always refer to the actual package for complete label verbiage. This product may not yet be available or approved for sale or use in your area.

QUINCLORAC 75DF SELECT™

HERBICIDE

ACTIVE INGREDIENT:

quinclorac: 3,7-dichloro-8-quinolinecarboxylic acid 75.00%

OTHER INGREDIENTS: 25.00%

EPA Reg. No.: 89442-25 Total 100.00%


**KEEP OUT OF REACH OF CHILDREN
CAUTION/PRECAUCIÓN**

Si usted no entiende la etiqueta, busque a alguien para que se la explique a usted en detalle.
(If you do not understand this label, find someone to explain it to you in detail.)

SPECIMEN



This product is manufactured by:
Select Source, LLC
4609 E. Boonville-New Harmony Road
Evansville, IN 47725




This information is for promotional purposes only. Space considerations may require information to be omitted. Always refer to the actual package for complete label verbiage. This product may not yet be available or approved for sale or use in your area.

QUINCLORAC 75DF SELECT™

HERBICIDE

FIRST AID	
If swallowed	<ul style="list-style-type: none">• Call a poison control center or doctor immediately for treatment advice.• Have person sip a glass of water if able to swallow.• DO NOT induce vomiting unless told to do so by a poison control center or doctor.• DO NOT give anything by mouth to an unconscious person.
If on skin or clothing	<ul style="list-style-type: none">• Take off contaminated clothing.• Rinse skin immediately with plenty of water for 15 to 20 minutes.• Call a poison control center or doctor for treatment advice.
If in eyes	<ul style="list-style-type: none">• Hold eyes open and rinse slowly and gently with water for 15 to 20 minutes.• Remove contact lenses, if present, after first 5 minutes; then continue rinsing eyes.• Call a poison control center or doctor for treatment advice.
If inhaled	<ul style="list-style-type: none">• Move person to fresh air.• If person is not breathing, call 911 or an ambulance; then give artificial respiration, preferably by mouth to mouth, if possible.• Call a poison control center or doctor for further treatment advice.
Note to Physician: Probable mucosal damage may contraindicate the use of gastric lavage. Have the product container or label with you when calling a poison control center or doctor or going for treatment.	
HOT LINE NUMBER Have the product container or label with you when calling a poison control center or doctor, or going for treatment. For Emergency Medical Assistance, call the National Pesticide Information Center 1-800-858-7378. Net Contents: 1 pound EPA Reg. No. 7969-130-86869 EPA Est. No. 11773-IA-01 81055109 NVA 2008-04-073-0023 Manufactured F	





This information is for promotional purposes only. Space considerations may require information to be omitted.
Always refer to the actual package for complete label verbiage. This product may not yet be available or approved for sale or use in your area.

QUINCLORAC 75DF SELECT™

HERBICIDE

**PRECAUTIONARY STATEMENTS
HAZARDS TO HUMANS AND DOMESTIC ANIMALS
CAUTION**

Harmful if swallowed, absorbed through skin, or inhaled. Avoid contact with skin, eyes, or clothing. Causes moderate eye irritation. Avoid breathing dust or spray mist. Prolonged or frequently repeated skin contact may cause allergic reactions in some individuals.

Environmental Hazards

This chemical has properties and characteristics associated with chemicals detected in groundwater. The use of this chemical where soils are permeable, particularly where the water table is shallow, may result in groundwater contamination.

Keep out of lakes, ponds and streams. **DO NOT** apply directly to water, areas where surface water is present, or to intertidal areas below the mean high water mark. **DO NOT** contaminate water by cleaning of equipment or disposal of rinsate.

STORAGE AND DISPOSAL

DO NOT contaminate water, food, or feed by storage or disposal.

Pesticide Storage. DO NOT store box under dampness or high humidity.

Pesticide Disposal. Wastes resulting from the use of this product may be disposed of on-site or at an approved waste disposal facility.

CONTAINER DISPOSAL

Nonrefillable Container. DO NOT reuse or refill this container. Triple rinse or pressure rinse container (or equivalent) promptly after emptying; then offer for recycling, if available, or reconditioning, if appropriate, or puncture and dispose of in a sanitary landfill, or by incineration, or by other procedures approved by state and local authorities.

Triple rinse containers small enough to shake (capacity ≤ 50 pounds) as follows: Empty the remaining contents into application equipment or a mix tank. Fill the container 1/4 full with water and recap. Shake for 10 seconds. Pour rinsate into application equipment or a mix tank, or store rinsate for later use or disposal. Drain for 10 seconds after the flow begins to drip. Repeat this procedure two more times.

Triple rinse containers too large to shake (capacity > 50 pounds) as follows: Empty the remaining contents into application equipment or a mix tank. Fill the container 1/4 full with water. Replace and tighten closures. Tip container on its side and roll it back and forth, ensuring at least one complete revolution, for 30 seconds. Stand the container on its end and tip it back and forth several times. Empty the rinsate into application equipment or a mix tank, or store rinsate for later use or disposal. Repeat this procedure two more times.


Pressure rinse as follows: Empty the remaining contents into application equipment or mix tank. Hold container upside down over application equipment or mix tank, or collect rinsate for later use or disposal. Insert pressure rinsing nozzle in the side of the container and rinse at about 40 PSI for at least 30 seconds. Drain for 10 seconds after the flow begins to drip.

In Case of Emergency

In case of an emergency endangering life or property involving this product, call day or night CHEMTREC: 1-800-424-9300.

See attached booklet for complete **First Aid, Precautionary Statements, Directions for Use, Conditions of Sale and Warranty,** and state-specific crop and/or use site restrictions.





This information is for promotional purposes only. Space considerations may require information to be omitted. Always refer to the actual package for complete label verbiage. This product may not yet be available or approved for sale or use in your area.

QUINCLORAC 75DF SELECT™

HERBICIDE

PRECAUTIONARY STATEMENTS HAZARDS TO HUMANS AND DOMESTIC ANIMALS CAUTION

Harmful if swallowed, absorbed through skin, or inhaled. Avoid contact with skin, eyes, or clothing. Causes moderate eye irritation. Avoid breathing dust or spray mist. Prolonged or frequently repeated skin contact may cause allergic reactions in some individuals.

Personal Protective Equipment (PPE)

Some materials that are chemically resistant to this product are listed below. For more options, refer to **Category A** on an EPA chemical-resistance category selection chart.

Applicators and other handlers must wear:

- Long-sleeved shirt and long pants
- Chemical-resistant gloves, such as butyl rubber \geq 14 mils, or natural rubber \geq 14 mils, or neoprene rubber \geq 14 mils, or nitrile rubber \geq 14 mils
- Shoes plus socks

Follow manufacturer's instructions for cleaning/maintaining PPE. If no such instructions for washables exist, use detergent and hot water. Keep and wash PPE separately from other laundry.

User Safety Recommendations

Users should:

- Wash hands before eating, drinking, chewing gum, using tobacco, or using the toilet.
- Remove clothing/PPE immediately if pesticide gets inside. Then wash thoroughly and put on clean clothing.
- Remove PPE immediately after handling this product. Wash the outside of gloves before removing. As soon as possible, wash thoroughly and change into clean clothing.

Engineering Controls Statement

When handlers use closed systems or enclosed cabs in a manner that meets the requirements listed in the Worker Protection Standard (WPS) for agricultural pesticides [40 CFR 170.240(d)(4-6)], the handler PPE requirements may be reduced or modified as specified in the WPS.

Environmental Hazards

This chemical has properties and characteristics associated with chemicals detected in groundwater. The use of this chemical where soils are permeable, particularly where the water table is shallow, may result in groundwater contamination.

Keep out of lakes, ponds and streams. **DO NOT** apply directly to water, areas where surface water is present, or to intertidal areas below the mean high water mark. **DO NOT** contaminate water by cleaning of equipment or disposal of rinsate.

DIRECTIONS FOR USE

It is a violation of federal law to use this product in a manner inconsistent with this labeling. All applicable directions, restrictions and precautions are to be followed. This labeling must be in the possession of the user at time of application.


DO NOT apply this product by air or through any type of irrigation equipment.

Select Source, LLC does not recommend or authorize the use of this product in manufacturing, processing or preparing custom blends with other products for application to turf.

DO NOT apply this product in a way that will contact workers or other persons, either directly or through drift. Only protected handlers may be in the specified area during application.

For any requirements specific to your state or tribe, consult the agency responsible for pesticide regulation.





This information is for promotional purposes only. Space considerations may require information to be omitted.
Always refer to the actual package for complete label verbiage. This product may not yet be available or approved for sale or use in your area.

QUINCLORAC 75DF SELECT™

HERBICIDE

AGRICULTURAL USE REQUIREMENTS

Use this product only in accordance with its labeling and with the Worker Protection Standard, 40 CFR part 170. This standard contains requirements for the protection of agricultural workers on farms, forests, nurseries, and greenhouses, and handlers of agricultural pesticides. It contains requirements for training, decontamination notification, and emergency assistance. It also contains specific instructions and exceptions pertaining to the statements on this label about personal protective equipment (PPE) and restricted-entry interval. The requirements in this box only apply to uses of this product that are covered by the Worker Protection Standard.

DO NOT enter or allow worker entry in to treated areas during the restricted-entry interval (REI) of **12 hours**.

PPE required for early entry to treated areas that is permitted under the Worker Protection Standard and that involves contact with anything that has been treated, such as plants, soil, and water, is:

- Coveralls
- Chemical-resistant gloves made of any water proof material (such as nitrile, butyl, neoprene, and/or barrier laminate)
- Shoes plus socks

NON-AGRICULTURAL USE REQUIREMENTS

The requirements in this box apply to uses of this product that are NOT within the scope of the Worker Protection Standard for agricultural pesticides (40 CFR part 170). The WPS applies when this product is used to produce agricultural plants on farms, nurseries, or greenhouses.

Professional applications to residential and nonresidential turf are not within the scope of the Worker Protection Standard.

- **DO NOT enter or allow others to enter the treated area until sprays have dried.**

STORAGE AND DISPOSAL

DO NOT contaminate water, food, or feed by storage or disposal.

Pesticide Storage. **DO NOT** store box under dampness or high humidity.

Pesticide Disposal. Wastes resulting from the use of this product may be disposed of on-site or at an approved waste disposal facility.

CONTAINER DISPOSAL

Nonrefillable Container. **DO NOT reuse or refill this container.** Triple rinse or pressure rinse container (or equivalent) promptly after emptying; then offer for recycling, if available, or reconditioning, if appropriate, or puncture and dispose of in a sanitary landfill, or by incineration, or by other procedures approved by state and local authorities.

Triple rinse containers small enough to shake (capacity ≤ 50 pounds) as follows: Empty the remaining contents into application equipment or a mix tank. Fill the container 1/4 full with water and recap. Shake for 10 seconds. Pour rinsate into application equipment or a mix tank, or store rinsate for later use or disposal. Drain for 10 seconds after the flow begins to drip. Repeat this procedure two more times.


Triple rinse containers too large to shake (capacity > 50 pounds) as follows: Empty the remaining contents into application equipment or a mix tank. Fill the container 1/4 full with water. Replace and tighten closures. Tip container on its side and roll it back and forth, ensuring at least one complete revolution, for 30 seconds. Stand the container on its end and tip it back and forth several times. Empty the rinsate into application equipment or a mix tank, or store rinsate for later use or disposal. Repeat this procedure two more times.

Pressure rinse as follows: Empty the remaining contents into application equipment or mix tank. Hold container upside down over application equipment or mix tank, or collect rinsate for later use or disposal. Insert pressure rinsing nozzle in the side of the container and rinse at about 40 PSI for at least 30 seconds. Drain for 10 seconds after the flow begins to drip.

In Case of Emergency

In case of an emergency endangering life or property involving this product, call day or night CHEMTREC: 1-800-424-9300.





This information is for promotional purposes only. Space considerations may require information to be omitted. Always refer to the actual package for complete label verbiage. This product may not yet be available or approved for sale or use in your area.

QUINCLORAC 75DF SELECT™

HERBICIDE

GENERAL INFORMATION

Quinclorac Select 75 DF Herbicide may be applied postemergence to residential and nonresidential turfgrasses (refer to Table 1) for the control of many broadleaf and grass weeds. Examples of such sites include, but are not limited to: grounds or lawns around residential and commercial establishments, multi-family dwellings, military and other institutions, parks, airports, roadsides, schools, picnic grounds, athletic fields, houses of worship, cemeteries, golf courses and sod farms.

Quinclorac Select 75 DF Herbicide is absorbed by foliage and roots and translocated throughout the plant. The control symptoms exhibited by broadleaf weeds include leaf and stem curl or twisting, and chlorosis. Susceptible grasses demonstrate stunting, chlorosis, and gradual reddening followed by necrosis and death. Refer to Tables 1, 2 and 3 for turfgrass tolerance and susceptible weed species.

APPLICATION INFORMATION

Apply Quinclorac Select 75 DF Herbicide to actively growing weeds as postemergence broadcast or spot sprays using the rate, turf species and growth stage indicated in Tables 1, 2 and 3. **DO NOT** exceed the labeled application rate or fail to comply with use restrictions listed in **General Restrictions and Limitations**.

To achieve consistent weed control, use methylated seed oil. Refer to Tables 1, 2 and 3 for rates. Adding adjuvants may cause slight leaf burn, but new growth is normal, and turf vigor is not reduced. Avoid potential for leafburn and turfgrass damage by delaying application when relative humidity and temperatures are high. Additional stress from low mowing heights may also increase the possibility of turf injury. Addition of chelated iron or sprayable soluble nitrogen fertilizer will reduce a slight yellowing that may occur on some turfgrass species.

Spot Applications. Postemergence spot applications may be made to susceptible weeds in turfgrass that is tolerant to Quinclorac Select 75 DF Herbicide (see Tables 1 and 2). Apply 0.367 ounces (0.75 lb ai/A) of Quinclorac Select 75 DF Herbicide per 1000 square feet of treated area. Spray coverage should be uniform and complete. See Table 5 for spot spray mix instructions.

Mowing Information. **DO NOT** mow 2 days before or after applying Quinclorac Select 75 DF Herbicide to maximize weed control and minimize potential turf injury. **Clippings from the first three mowings should be left on the treated area.**

Irrigation and Rainfall. If soil moisture is not sufficient prior to Quinclorac Select 75 DF Herbicide application, irrigation may improve weed control. For best results, **DO NOT** water or irrigate for 24 hours after application. If rainfall does not occur in 2 to 7 days after application, irrigation of at least 1/2 inch is required.

Extended Grass Control. To extend grass control, Quinclorac Select 75 DF Herbicide can be tank mixed with Pendulum® herbicide or PRE-M® herbicide to provide residual control of annual grasses. Consult the respective tank mix labels for additional weeds controlled.

Seeding/Overseeding/Sprigging

The use of Quinclorac Select 75 DF Herbicide before or after seeding or overseeding a turf area will not significantly interfere with the turfgrass seed germination and growth of those grass types identified as tolerant or moderately tolerant in Table 1. Consult Table 4 for timing of applications concerning any seeding, overseeding or sprigging situation.


NOTE: Not all Bermudagrass seed have similar germination characteristics. Check germination vigor of your seeded hybrid Bermudagrass prior to use of Quinclorac Select 75 DF Herbicide before, at, and 7 days after seeding.

ADDITION OF ADJUVANTS

Additives in Spray Mix to Achieve Control

Methylated seed oil is the preferred adjuvant for postemergence applications. **DO NOT** include additives when tank mixing with emulsifiable concentrate (EC) products as this may cause phytotoxicity. Consult your local Select Source representative or distributor for instructions for your area. Other additives or adjuvants may be used, such as DyneAmic®, Lesco Spreader Sticker®, LI 700®, Surf King® Spreader, Target Pro® Spreader or Thoroughbred®. However, under some environmental conditions, some of these products may cause phytotoxicity or less than optimal efficacy.





This information is for promotional purposes only. Space considerations may require information to be omitted.
Always refer to the actual package for complete label verbiage. This product may not yet be available or approved for sale or use in your area.

QUINCLORAC 75DF SELECT™

HERBICIDE

Methylated Seed Oil

The methylated seed oil used as the adjuvant with **Quinclorac Select 75 DF Herbicide** must meet all the following criteria:

- Nonphytotoxic
- Contain only EPA-exempt ingredients
- Provide good mixing quality in the jar test
- Successful in local experience

The exact composition of suitable products will vary; however, any methylated seed oil used should contain emulsifiers to provide good mixing quality.

MIXING INSTRUCTIONS FOR QUINCLORAC SELECT 75 DF HERBICIDE

Respective sections of this leaflet define **Quinclorac Select 75 DF Herbicide** tank mix treatments. **If tank mixing with products in PVA bags, always allow water-soluble packets to dissolve before agitating.**

Ground-driven Sprayer

1. Begin with a clean spray tank. Fill tank 1/2 to 3/4 full with clean water.

2. **Quinclorac Select 75 DF Herbicide** alone

When using **Quinclorac Select 75 DF Herbicide** alone, either premix (1 part product + 2 parts water) or slowly add **Quinclorac Select 75 DF Herbicide** to the partially filled tank while agitating until completely dispersed. Fill the remainder of the tank with water.

3. **Quinclorac Select 75 DF Herbicide** tank mixes

a. Wettable Powder Formulations

1. When using **Quinclorac Select 75 DF Herbicide** with a wettable powder formulation, add **Quinclorac Select 75 DF Herbicide** to the partially filled tank while agitating.
2. When **Quinclorac Select 75 DF Herbicide** is properly mixed, add a slurry of the wettable powder (1 part WP + 2 parts water) slowly into the tank. Fill the remainder of the tank while agitating.

b. Flowable Formulations

1. When using **Quinclorac Select 75 DF Herbicide** with a flowable formulation, add **Quinclorac Select 75 DF Herbicide** to the partially filled tank while agitating.
2. When **Quinclorac Select 75 DF Herbicide** is properly mixed, premix 1 part of the flowable with 2 parts water and add this diluted mixture slowly into the tank. Fill the remainder of the tank while agitating.

c. Emulsifiable Concentrate Formulations

1. When using **Quinclorac Select 75 DF Herbicide** with an emulsifiable concentrate formulation, add **Quinclorac Select 75 DF Herbicide** to the partially filled tank while agitating.
2. When **Quinclorac Select 75 DF Herbicide** is properly mixed, premix 1 part of the emulsifiable concentrate with 2 parts water and add this diluted mixture slowly into the tank. Fill the remainder of the tank while agitating.

d. Dry Flowable (Water-dispersible Granule) Formulations

1. When using **Quinclorac Select 75 DF Herbicide** with a dry flowable formulation, add **Quinclorac Select 75 DF Herbicide** to the partially filled tank while agitating.
2. When **Quinclorac Select 75 DF Herbicide** is properly mixed, premix 1 part of the dry flowable with 2 parts water and add this diluted mixture slowly into the tank. Fill the remainder of the tank while agitating.


4. **MAINTAIN CONTINUOUS AGITATION WHILE ADDING HERBICIDES AND UNTIL SPRAYING IS COMPLETED.**

If the spray mixture is allowed to settle for any period of time, thorough agitation is essential to resuspend the mixture before spraying is resumed. Continue agitation while spraying.

Backpack Sprayer. Begin with a clean spray tank. Fill the spray tank 1/2 full with clean water and add the required amount of **Quinclorac Select 75 DF Herbicide** to the sprayer. Cap sprayer and agitate to ensure mixing. Uncap sprayer and finish filling tank to desired level. Cap sprayer and agitate once again. During application, it is desirable to agitate the mixture on occasion to ensure mixing. If the mixture is allowed to settle for any period of time, thorough agitation is essential to resuspend the mixture before spraying is resumed.

Liquid Fertilizers. Prior to mixing, small quantities should always be tested using a simple jar test. Add the required amount of **Quinclorac Select 75 DF Herbicide** to 1/2-filled tank while agitating; then add the fertilizer product. Complete filling spray tank to desired level.





This information is for promotional purposes only. Space considerations may require information to be omitted.
Always refer to the actual package for complete label verbiage. This product may not yet be available or approved for sale or use in your area.

QUINCLORAC 75DF SELECT™

HERBICIDE

SPRAYING INSTRUCTIONS FOR QUINCLORAC SELECT 75 DF HERBICIDE

Apply with properly calibrated ground equipment in sufficient water per acre to provide uniform spray distribution (at least 20 gallons of water per acre or at least 0.5 gallons per 1000 sq ft). Use low pressure sprayers at 20 to 40 PSI. Maintain continuous agitation during spraying with good mechanical or bypass agitation. Nozzle screens must be no finer than 50 mesh (100 mesh is finer than 50 mesh). Check sprayer routinely to determine proper calibration. Flat fan, fl ood or cone nozzles may be used. Nozzles should be arranged to obtain uniform coverage for turf and weeds to be controlled. Boom height, nozzle selection, and pressure should be adjusted to provide uniform coverage and minimize spray drift.

Avoid overlaps that will increase rates above those labeled for use.

Avoid application when winds may cause drift.

Procedure For Cleaning Spray Equipment

Clean application equipment thoroughly using a strong detergent or commercial sprayer cleaner according to the manufacturer's directions before and after applying this product.

COMPATIBILITY TEST FOR MIX COMPONENTS


Add components in the following sequence using 2 teaspoons for each pound or 1 teaspoon for each pint of labeled rate per acre.

- 1) **Water.** For 20 gallons per acre spray volume, use 3.3 cups (800 ml) of water. For other spray volumes, adjust rates accordingly. Use only water from the intended source at the source temperature.
- 2) **Products in PVA bags.** Cut an opening in the water-soluble PVA bag just large enough to use a teaspoon for measuring purposes. Use the opened water-soluble PVA bag first when preparing spray solution. Boron-containing fertilizers can be incompatible with PVA material. Include PVA material if a boron fertilizer is intended to be used. Cap the jar and invert 10 cycles.
- 3) **Water-dispersible products** (such as **Quinclorac Select 75 DF Herbicide**, or dry fl owables, wettable powders, suspension concentrates, or suspo-emulsions). Cap the jar and invert 10 cycles.
- 4) **Water-soluble products** (such as **Basagran® T/O herbicide**). Cap the jar and invert 10 cycles.
- 5) **Emulsifiable concentrates** (methylated seed oil). Cap the jar and invert 10 cycles.
- 6) **Water-soluble additives.** Cap the jar and invert 10 cycles.
- 7) Let the solution stand for 15 minutes.
- 8) **Evaluate** the solution for uniformity and stability. The spray solution should not have free oil on the surface nor thick (clabbered) texture. For WG or WP products, a fine precipitate that is easily resuspended is normal; large nondispersible particles (>300 microns) that precipitate on standing are a sign of tank mix incompatibility. **DO NOT** use any spray solution that could clog spray nozzles.

GENERAL RESTRICTIONS AND LIMITATIONS

- **DO NOT** apply more than 2 pounds of **Quinclorac Select 75 DF Herbicide** per acre (or 0.73 oz per 1000 sq ft) in one year (1.5 lbs ai per acre per year).
- **DO NOT** apply to golf course collars or greens.
- **DO NOT** make applications of **Quinclorac Select 75 DF Herbicide** to drought-stressed turfgrass.
- **DO NOT** apply to fine fescue unless it is part of a seed blend.
- **DO NOT** apply to Bahiagrass, carpetgrass, St. Augustinegrass, centipedegrass, dichondra, or lawns or turf where desirable clovers are present.
- **DO NOT** apply within 4 weeks after seedling emergence of Kentucky bluegrass, creeping bentgrass, fine fescue blends and perennial ryegrass.
- **DO NOT** apply to exposed feeder roots of trees or ornamentals. Be particularly careful within the drip line of trees and other ornamental species.
- **DO NOT** apply into any ornamental bed.
- **DO NOT** use clippings as mulch or compost around fl owers, ornamentals, trees, or in vegetable gardens.





This information is for promotional purposes only. Space considerations may require information to be omitted. Always refer to the actual package for complete label verbiage. This product may not yet be available or approved for sale or use in your area.

QUINCLORAC 75DF SELECT™

HERBICIDE

- **DO NOT** plant eggplants or tobacco within 12 months on fields treated with **Quinclorac Select 75 DF Herbicide**.
- **DO NOT** plant tomatoes or carrots within 24 months on fields treated with **Quinclorac Select 75 DF Herbicide**.
- Apply when wind speed is less than 10 mph or drift may cause damage or death of nontarget area vegetation. **DO NOT** apply when conditions favor drift from target area.
- Use a lawn-type sprayer with coarse spray because wind drift is less likely.
- Avoid mist and spray onto vegetables, flowers, ornamentals, shrubs, trees, and other desirable plants, **especially plants belonging to the Solanaceae family, such as tomatoes, eggplants, and bell peppers**.
- **DO NOT** pour spray solutions near these plants.
- **DO NOT** apply through any type of irrigation system.
- **DO NOT** use to formulate or reformulate any other pesticide product that is not registered by EPA.
- For best results, weeds should not be under stress from lack of water, excessive water, low fertility, mowing shock, excessive hot or cold temperatures, or injury from other herbicide applications.

TURFGRASS TANK MIXES

Read and follow the applicable restrictions and limitations and **Directions For Use** on all products involved in tank mixing. The most restrictive labeling applies to any tank mix. To increase spectrum of control of broadleaf weed species, a tank mix with 2,4-D, triclopyr, MCPA, MCPP, **Three-Way™**, **Trimec®**, or other broadleaf herbicide can be used. For extended residual control, apply **Quinclorac Select 75 DF Herbicide** with **Pendulum® herbicide** or **PRE-M® herbicide**. For sedge control, applications of **Quinclorac Select 75 DF Herbicide** with **Basagran® T/O herbicide**, **Lescogran® herbicide**, **Image® 70 DG herbicide**, or MSMA can be made.

Combinations with MSMA will aid in control of certain grassy weeds, such as Bahiagrass or kikuyugrass. Consult tolerant turfgrass species on all labels. Separate applications should be made if all target weeds are not at the correct growth stage for treatment at the same time.

Physical incompatibility, reduced weed control, or turf injury may result from mixing **Quinclorac Select 75 DF Herbicide** with other pesticides (fungicides, herbicides, insecticides, or miticides), additives, or fertilizers.

Before tank mixing, a simple jar test is required to insure compatibility of herbicides or other pesticides and/or additives. Refer to manufacturer's labels for specific use directions, precautions, and limitations before tank mixing with **Quinclorac Select 75 DF Herbicide**; follow those that are most restrictive.

Table 1. Turf Tolerance (Established)

Highly Tolerant	Moderately Tolerant	Susceptible
Bermudagrass, common ¹	Bentgrass, creeping ¹	Bahiagrass
Bluegrass, annual	Bermudagrass, hybrid ¹	Bentgrass, colonial
Bluegrass, Kentucky	Bluegrass, rough (<i>Poa trivialis</i>)	Bentgrass, seaside
Buffalograss	Fescue, Chewing's	Centipedegrass
Fescue, tall	Fescue, fine ²	Dichondra
Ryegrass, annual	Fescue, hard	St. Augustinegrass
Ryegrass, perennial	Fescue, red	
Zoysiagrass	Paspalum, seashore	


¹ Yellowing that occurs on these species can be reduced by the addition of chelated iron or sprayable soluble nitrogen fertilizer (see Application Information and Addition of Adjuvants sections).

² Apply **Quinclorac Select 75 DF Herbicide** to fine fescue only when it is part of a blend.

DO NOT use on golf course greens and collars.

Consult Table 4. Seeding/Overseeding/Sprigging Timing Chart for this situation.





This information is for promotional purposes only. Space considerations may require information to be omitted. Always refer to the actual package for complete label verbiage. This product may not yet be available or approved for sale or use in your area.

QUINCLORAC 75DF SELECT™

HERBICIDE

Table 2. Quinclorac Select 75 DF Herbicide Application to Established Creeping Bentgrass

Turfgrass Species	Application Rate/Timing	Additive Rate
Bentgrass, creeping ^{1,2}	Quinclorac Select 75 DF Herbicide must be applied in 2 to 3 split applications at 0.123 to 0.245 oz (0.25 lb ai/A to 0.50 lb ai/A) per 1000 sq ft (not to exceed 2 lbs of product per acre per season) [1.5 lbs ai/A/year]. Sequential application(s) should be timed 21 days apart.	Use methylated seed oil at 0.55 oz per 1000 sq ft (1.5 pints per acre).
Bentgrass, creeping ^{1,3}	Quinclorac Select 75 DF Herbicide must be applied in 2 to 3 split applications at 0.162 to 0.245 oz (0.33 lb ai/A to 0.50 lb ai/A) per 1000 sq ft (not to exceed 2 lbs of product per acre per season) [1.5 lbs ai/A/year]. Sequential application(s) should be timed 21 days apart.	Use methylated seed oil at 0.55 oz per 1000 sq ft (1.5 pints per acre).

¹ Yellowing that occurs on these species can be reduced by the addition of chelated iron or sprayable soluble nitrogen fertilizer (see **Application Information** and **Addition of Adjuvants** sections).


² Not for use at this rate range in California.

³ This rate range for use only in California.

DO NOT use on golf course greens and collars.

Consult Table 4. Seeding/Overseeding/Sprigging Timing Chart for this situation.





This information is for promotional purposes only. Space considerations may require information to be omitted. Always refer to the actual package for complete label verbiage. This product may not yet be available or approved for sale or use in your area.


QUINCLORAC 75DF SELECT™

HERBICIDE

Table 3. Application Rates and Timing for Postemergence Weed Control in Turf

Weed Species		Quinclorac Select 75 DF Herbicide Rate	Additive Rate
Grasses Controlled		Broadcast Applications: 1 pound of product per acre or 0.367 oz per 1000 sq ft (0.75 lb ai/A)	Apply: 1.5 pints per acre (0.55 oz per 1000 sq ft) methylated seed oil
Common Name	Scientific Name		
Barnyardgrass	<i>Echinochloa crusgalli</i>	Spot Applications: Apply 0.367 oz of Quinclorac Select 75 DF Herbicide per 1000 sq ft (0.75 lb ai/A) of treated area. Refer to footnotes in Tables 2 and 3 for specific turfgrass or weed instructions.	
Crabgrass, large ^{1,4}	<i>Digitaria sanguinalis</i>		
Crabgrass, smooth ^{1,4}	<i>Digitaria ischaemum</i>		
Foxtail, giant ¹	<i>Setaria faberi</i>		
Foxtail, green ¹	<i>Setaria viridis</i>		
Foxtail, yellow ¹	<i>Setaria glauca</i>		
Kikuyugrass ^{2,3}	<i>Pennisetum clandestinum</i>		
Signalgrass, broadleaf ¹	<i>Brachiaria platyphylla</i>		
Torpedograss ³	<i>Panicum repens</i>		
Broadleaf Weeds Controlled			
Common Name	Scientific Name		
Bindweed, field	<i>Convolvulus arvensis</i>		
Clover, hop	<i>Trifolium aureum Pollich</i>		
Clover, red	<i>Trifolium pratense</i>		
Clover, white	<i>Trifolium repens</i>		
Daisy, English ^{2,5}	<i>Bellis perenne</i>		
Dandelion, common ²	<i>Taraxacum officinale</i>		
Dollarweed	<i>Hydrocotyle umbellata</i>		
Geranium, Carolina	<i>Geranium carolinium</i>		
Medic, black	<i>Medicago lupulina</i>		
Morningglory spp.	<i>Ipomea sp.</i>		
Speedwell, common	<i>Veronica officinalis</i>		
Speedwell, slender	<i>Veronica filiformis</i>		
Speedwell, thymeleaf	<i>Veronica serpyllifolia</i>		
Violet, wild	<i>Viola sp.</i>		
¹ Under certain conditions, application of Quinclorac Select 75 DF Herbicide made to annual grasses at 2 to 4 tiller may not provide complete control. A sequential application will be required for grass control in these situations. Optimum control is achieved when applications of Quinclorac Select 75 DF Herbicide + methylated seed oil are applied either before second tiller or as weed grasses mature.			
² Tank mix partner or sequential application required.			
³ Make 3 sequential applications of 0.245 oz (0.50 lb ai/A) of Quinclorac Select 75 DF Herbicide per 1000 sq ft at 14- to 21-day intervals.			
⁴ Biotypes of large and smooth crabgrass in California have shown varied response to Quinclorac Select 75 DF Herbicide . If control failure occurs following a full or split application, DO NOT reapply Quinclorac Select 75 DF Herbicide . Change to a herbicide with a different mode of action.			
⁵ NOT FOR USE to control this weed in California.			





This information is for promotional purposes only. Space considerations may require information to be omitted. Always refer to the actual package for complete label verbiage. This product may not yet be available or approved for sale or use in your area.

QUINCLORAC 75DF SELECT™

HERBICIDE

Table 4. Seeding/Overseeding/Sprigging Timing Chart¹

Variety	Variety Before seeding ²	At seeding	7 days after emergence	14 days after emergence	28 days after emergence
Annual bluegrass	OK	OK	OK	OK	OK
Annual ryegrass	OK	OK	OK	OK	OK
Buffalograss	OK	OK	OK	OK	OK
Common Bermudagrass ³ (for sprigging see footnote 3)	OK	OK	OK	OK	OK
Creeping bentgrass	OK	NO	NO	NO	OK
Fine fescue (in blend)	OK	NO	NO	NO	OK
Hybrid Bermudagrass ³ (for sprigging see footnote 3)	OK	OK	OK	OK	OK
Kentucky bluegrass	OK	NO	NO	NO	OK
Perennial ryegrass	OK	OK	NO	NO	OK
Seashore paspalum ^{3,4} (for sprigging see footnote 3)	NO	NO	NO	OK	OK
Tall fescue	OK	OK	OK	OK	OK
Zoysiagrass ³ (for sprigging see footnote 3)	OK	OK	OK	OK	OK

¹ **NOTE:** No adjuvant or additive should be used when **Quinclorac Select 75 DF Herbicide** applications are made on newly emerged turf seedlings until 28 days after emergence; with the exception of seashore paspalum, a **Quinclorac Select 75 DF Herbicide** application rate of 0.367 oz/1000 sq ft (0.75 lb ai/A) can be made to all other turfgrass species in above **Table 4**.


² **Quinclorac Select 75 DF Herbicide** can be applied 7 days or greater prior to seeding.

³ **Quinclorac Select 75 DF Herbicide** can be used anytime prior to, at, or after sprigging as indicated by turfgrass species in above **Table 4**.

⁴ 0.18 oz to 0.367 oz/1000 sq ft (0.37 to 0.75 lb ai/A) application can be made at times indicated in above **Table 4**.

Application of **Quinclorac Select 75 DF Herbicide** should be timed around the seeding operations using the above chart as a reference point.





This information is for promotional purposes only. Space considerations may require information to be omitted. Always refer to the actual package for complete label verbiage. This product may not yet be available or approved for sale or use in your area.

QUINCLORAC 75DF SELECT™

HERBICIDE

Table 5. Spot Spraying with Quinclorac Select 75 DF Herbicide

Spray Mix Volume ¹ (gallons)	Quinclorac Select Product in Mix (tablespoons)	MSO Adjuvant in Mix (tablespoons)
1	1	2
2	2	4
3	3	6

¹ Apply at the rate of 1 gallon per 1000 sq ft.

1 tablespoon = 0.367 oz (0.75 lb ai/A) of Quinclorac Select 75 DF Herbicide product.

NOTES: For consistent results, make Quinclorac Select 75 DF Herbicide application to newly germinated 1- to 2-leaf crabgrass, to 1-tiller crabgrass and when crabgrass has matured to 5 tillers or greater.*

* Under certain conditions, applications of Quinclorac Select 75 DF Herbicide made to annual grasses 2 to 4 tiller may not provide complete control. A sequential application will be required for grass control in these situations.

CONDITIONS OF SALE AND WARRANTY

The **Directions For Use** of this product reflect the opinion of experts based on field use and tests. The directions are believed to be reliable and must be followed carefully. However, it is impossible to eliminate all risks inherently associated with the use of this product. Crop injury, ineffectiveness or other unintended consequences may result because of such factors as weather conditions, presence of other materials, or use of the product in a manner inconsistent with its labeling, all of which are beyond the control of SELECT SOURCE, LLC or the Seller. To the extent consistent with applicable law, all such risks shall be assumed by the Buyer.

SELECT SOURCE, LLC warrants that this product conforms to the chemical description on the label and is reasonably fit for the purposes referred to in the **Directions For Use**, subject to the inherent risks, referred to above.

TO THE EXTENT CONSISTENT WITH APPLICABLE LAW, SELECT SOURCE, LLC MAKES NO OTHER EXPRESS OR IMPLIED WARRANTY OF FITNESS OR MERCHANTABILITY OR ANY OTHER EXPRESS OR IMPLIED WARRANTY. TO THE EXTENT CONSISTENT WITH APPLICABLE LAW, BUYER'S EXCLUSIVE REMEDY AND SELECT SOURCE, LLC'S EXCLUSIVE LIABILITY, WHETHER IN CONTRACT, TORT, NEGLIGENCE, STRICT LIABILITY, OR OTHERWISE, SHALL BE LIMITED TO REPAYMENT OF THE PURCHASE PRICE OF THE PRODUCT. TO THE EXTENT CONSISTENT WITH APPLICABLE LAW, SELECT SOURCE, LLC AND THE SELLER DISCLAIM ANY LIABILITY FOR CONSEQUENTIAL, SPECIAL OR INDIRECT DAMAGES RESULTING FROM THE USE OR HANDLING OF THIS PRODUCT. SELECT SOURCE, LLC and the Seller offer this product, and the Buyer and User accept it, subject to the foregoing **Conditions of Sale and Warranty** which may be varied only by agreement in writing signed by a duly authorized representative of SELECT SOURCE, LLC.

Basagran, Image and Pendulum are registered trademarks of BASF.

DyneAmic is a registered trademark of Helena Chemical Company.

LI 700 is a registered trademark of Loveland Products, Inc.

PRE-M, Lescogran, and Lesco Spreader Sticker are registered trademarks of Lesco Technologies, LLC.

Three-Way is a trademark of Lesco Technologies, LLC.

Surf King and Thoroughbred are registered trademarks of Estes.

Target Pro is a registered trademark of Target.

Trimec is a registered trademark of PBI-Gordon Corporation.

